

Features:

1. Energy saving and environment friendly.
2. Easy installation and maintenance.
3. All accessories are included, ready to use.
4. Seamless splicing, can do straight lines, square, bevel-shape combination.
5. Reasonable lighting configuration design, soft light, no dark areas, with anti-glare function.

Note:

1. Before installation, please make sure all the components are in the package without damage.
2. When installing, please make sure the power supply is cut off.
3. Do not expose the lights to high temperature sources.
4. Please use dry cloth to clean the lamp if necessary, chemical solution is forbidden.
5. Please don't try to disassemble or repair the lamp by yourself.



MADE IN CHINA



LED UNDER CABINET LIGHTING


BS-UCR0040

USER GUIDE

Product specification:

Input Voltage	DC12V
Rated Power	4Wx6pack
Beam Angle	90-120°
Colour Temp	2800K-3000K
Luminous flux	300lmx6pack
CRI	90
Average Lifetime	50,000 hours
Certification	CE
IP rating	IP20
Material	Aluminium+PC
Warranty	1 years

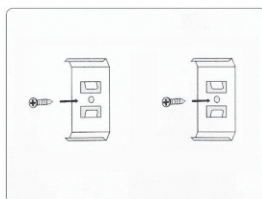
Package included:



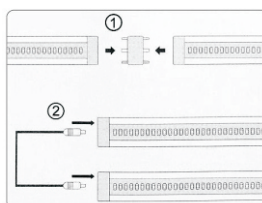
- 1 x Power Adapter with Cable
- 1 x Lighting Dimmer
- 1 x Connector Cable
- 5 x Connectors
- 5 x Interconnect Cable
- 6 x Under Cabinet Strip Lights
- 12 x Brackets
- 12 x Screws
- 12 x 3M adhesive

Two Installation methods

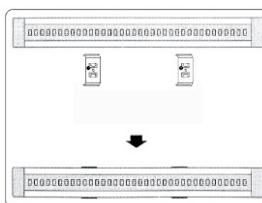
1. The first one



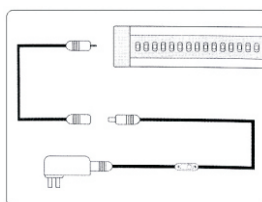
Use screws to fasten the fixed plate to the installation location. Fixed plates for each under cabinet strip light.



Connect two strip lights together in series with a connector or connector cable.



Press the strip light into the fixed plate.



Connect the strip light and the power adapter together with the DC cord.

2. The second one



Our strip light also can be easily mounted to any flat surface with the included 3M adhesive strip.